



**Legal Headquarters**

via Campardone, 7 Z.I.  
31014 Colle Umberto (TV)  
Italia

**Operational Headquarters**

Via Vittorio Veneto, 20  
31014 Colle Umberto (TV)  
Italia

**Contact Us**

+39 0438 434443

[info@overmat-screed.com](mailto:info@overmat-screed.com)

**Follow Us**

@overmat



**TRADITIONAL  
SAND-CEMENT SCREED**



Automatic equipment for the mixing and  
pumping of Screed and lightweight subfloors



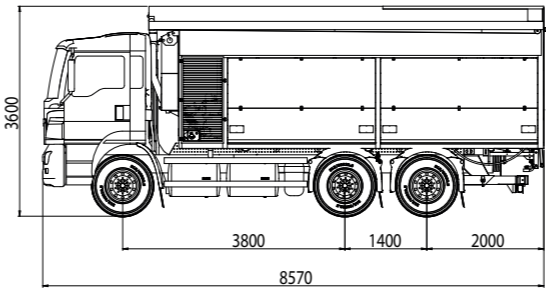
FOR TRADITIONAL  
SAND-CEMENT SCREED



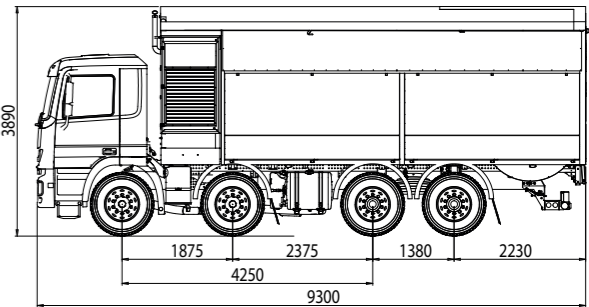
Overmat **T-series** equipment are the ideal solution for the production of **traditional and premixed traditional screeds**.

Thanks to their **powerful software** it is possible to **accurately dose all bulk materials stored in the machine**, from inert materials with different grain size, to binders, fibres and liquid, gel or powder additives.

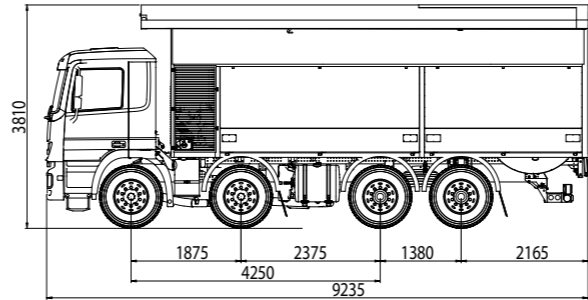
They are compact and have an extremely low gravity centre, thanks to the **lifting mixer vessel** which remains protected while driving on the road. They allow to obtain all products required by customers.



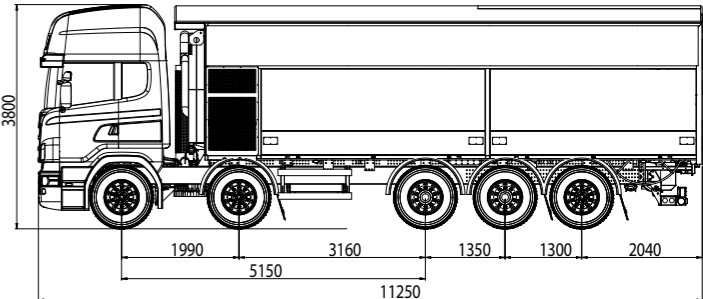
MSA 9.4 T PTO



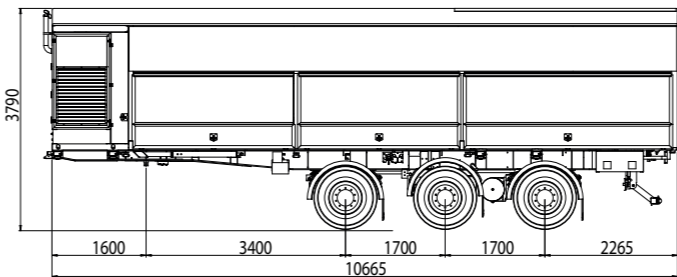
MSA 13.4 TD



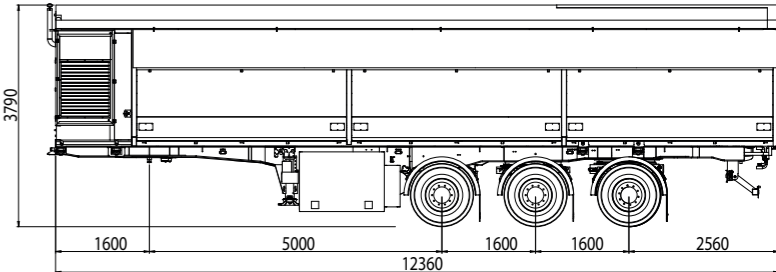
MSA 15.5 PTO



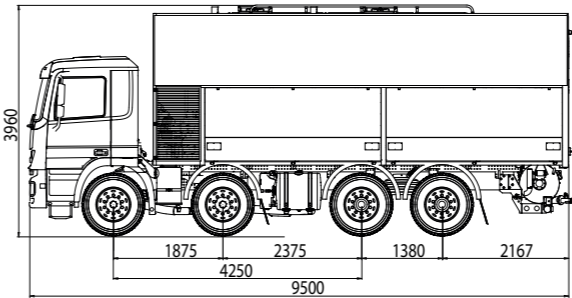
MSA 20.6 T PTO



MSA 20.6 T R



MSA 24.7 T R



MSA 20 TP PTO

MSA 20 TP PTO is an equipment for the production of premixed traditional screeds. It is built with a single 20 m³ silo for the storage of premixed sand-cement screed.

MSA	9.4 T PTO	13.4 TD	15.5 T PTO	20.6 T PTO	20.6 T R	24.7 T R	20 TP PTO
Sand volume	9 m³	13 m³	15 m³	20 m³	20 m³	24 m³	20 m³ pre-mixed screed
Cement volume	4 m³	4 m³	5 m³	6 m³	6 m³	7 m³	
Mixer vessel	270 lt	270 lt	270 lt	270 lt	270 lt	270 lt	270 lt
Production *1	Up to 6 m³/h	Up to 6 m³/h	Up to 6 m³/h	Up to 6 m³/h	Up to 6 m³/h	Up to 6 m³/h	Up to 6 m³/h
Pumping height *1	100 m	100 m	100 m	100 m	100 m	100 m	100 m
Pumping distance *1	150 m	150 m	150 m	150 m	150 m	150 m	150 m
Vehicle	3-axle truck	4-axle truck	4-axle truck	5-axle truck	3-axle trailer	3-axle trailer	4-axle truck
Driving	Truck PTO	Deutz TCD 3.6 L4 85kW @ 2200 rpm	Truck PTO	Truck PTO	Deutz TCD 3.6 L4 85kW @ 2200 rpm	Deutz TCD 3.6 L4 85kW @ 2200 rpm	Truck PTO
Compressor	6.100 lt @ 10 bar	6.100 lt @ 10 bar	6.100 lt @ 10 bar	6.100 lt @ 10 bar	6.100 lt @ 10 bar	6.100 lt @ 10 bar	6.100 lt @ 10 bar
Tare *2	5,5 ton *3	7,5 ton *3	6,5 ton *3	7,5 ton *3	13,5 ton	14 ton	6 ton *3

(\*1) According to the material and formula used.  
(\*2) Tare, dimensions and weights vary according to the set-up.  
(\*3) Vehicle excluded.